

PHOTOELECTRIC BEAM SENSOR

PR-11BE Outdoor : 1 to 11m. (3.3 to 36ft.)
Indoor : 1 to 15m. (3.3 to 49ft.)



This is a reflective infrared sensor that can be installed with one-side wiring saves installation time and cost

EASY INSTALLATION

As wiring is needed only on the sensor unit (one side), you can use it in places where it is difficult to wire on both sides. One-side wiring reduces time and cost of installation significantly.

FOR INDOOR AND OUTDOOR APPLICATIONS

This sensor can be used both indoor and outdoor. 2 types of attenuation sheets (for indoor and outdoor) are attached.

EASY BEAM ALIGNMENT

Beam alignment can be adjusted on the sensor unit side only by utilizing viewfinder, attached attenuation sheets and alarm LED.

AMBIENT LIGHT IMMUNITY

The sensor has a unique ambient light compensation circuit and special filters to obtain a strong immunity to ambient light such as sunlight, vehicle headlights and mercury light.

FLEXIBLE PROTECTION AREA SETTING

Using the adjustments, the lens can move horizontally (± 90 degrees) and vertically (± 10 degrees) allowing the unit to work in all directions.

RESPONSE TIME ADJUSTMENT

Response time can be adjusted by the response time adjustment potentiometer. (0.05~0.7 sec.)

EASY OPERATION CHECK

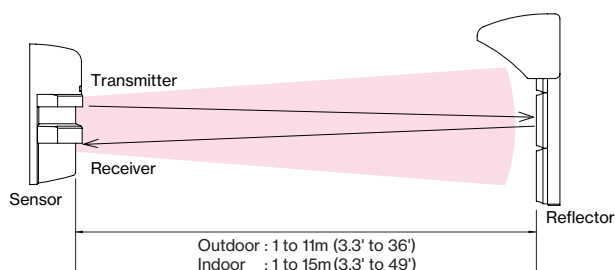
Operation check can be done quickly with alarm LED (red).

OPTION ACCESSORIES

- L bracket (BL-11) : Wall bracket for mounting reflector
- Angle adjustment bracket (BL-1130) : Wall bracket for mounting sensor and reflector
- Pole attachment (BP-60A) : Pole mounting attachment for sensor unit

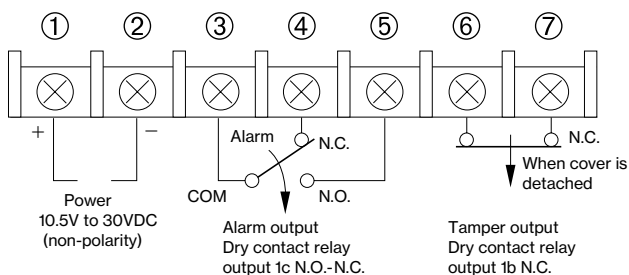
PHOTOELECTRIC BEAM SENSOR

PROTECTION DISTANCE



* Protection distance (between sensor/reflector) should be set in the rated range.

TERMINAL CONFIGURATION



Wiring distance

Wire size	Voltage	DC12V	DC24V
AWG 22 (Dia 0.65mm)		150m (500')	1,700m (5,610')
AWG 20 (Dia 0.8mm)		300m (990')	2,800m (9,240')
AWG 18 (Dia 1.0mm)		450m (1,490')	4,200m (13,860')
AWG 17 (Dia 1.1mm)		550m (1,815')	5,100m (16,830')

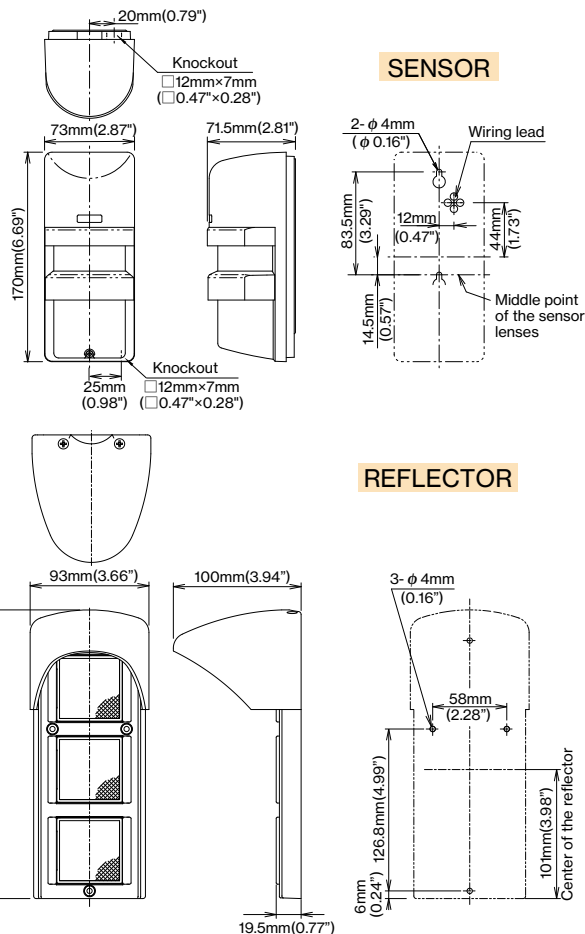
Note) Maximum wiring distance, when two or more sets are connected, is the value above divided by the number of sets.

OPTIONAL

- L bracket
<BL-11>
- Angle adjustment bracket
<BL-1130>
- Pole attachment
<BP-60A>



EXTERNAL DIMENSIONS (Unit:inch)



SPECIFICATIONS

Model	PR-11BE
Detection system	Near infrared beam interruption system (reflective)
Protection distance	Outdoor 1 to 11m (3.3 to 36') Indoor 1 to 15m (3.3 to 49')
Supply voltage	10.5V to 30V DC (Non-polarity)
Current consumption	55mA or less
Alarm output	Dry contact relay from N.O.-N.C. Contact capacity : 30V (AC/DC) 0.5A or less Relay operation : Interruption time (minimum 2 secs)
Tamper output	Dry contact relay 1b (N.C.) Action : Activated when cover is detached. Contact capacity : 30V (AC/DC) 0.5A or less
Response time	0.05sec to 0.7sec. (Adjustable by potentiometer)
Alarm LED	Red LED ON : when an alarm is initiated
Attenuation LED	Red LED ON : when beam is attenuated
Functions	Monitor output
Ambient temperature range	-25°C to +60°C (-13°F to +140°F)
Mounting positions	Outdoor/Indoor
Wiring	Terminals
Weight	Sensor : 430g (15oz) Reflector : 190g (6.7oz)
Appearance	Sensor : Resin (wine red) Reflector : Resin (clear / black)

* Specifications are subject to change without notice.

Please note : This sensor is designed to detect intrusion and to initiate an alarm; it is not a burglary or a crime preventing device. TAKEX is not responsible for damage, injury or losses caused by accident, theft, Acts of God (including inductive surge by lightning), abuse, misuse, abnormal usage, faulty installation or improper maintenance.

TAKEX

In Japan

Takenaka Engineering Co., Ltd.
83-1, Gojo-Dori, Sotokan Nishi-iru, Higashino,
Yamashina-ku, Kyoto 607-8156, Japan
Tel : 81-75-501-6651
Fax : 81-75-593-3816

<https://www.takex-eng.co.jp/>

In the U.S.

Takex America Inc.
1810 Oakland Rd, Suite F,
San Jose, CA 95131, USA
TEL : 408-747-0100
FAX : 408-734-1100

<https://www.takex.com>

In Australia

Takex America Inc.
4/15 Howleys Road, NottingHill,
VIC,3168
Tel : +61 (03) 9544-2477
Fax : +61 (03) 9543-2342

<https://www.takex.com>

In the U.K.

Takex Europe Ltd.
Aviary Court, Wade Road,
Basingstoke, Hampshire. RG24 8PE, U.K.
Tel : (+44) 01256-475555
Fax : (+44) 01256-466268

<https://www.takex.com>